



# SALA SITUACIONAL RED DE SALUD HUAROCHIRI



DIRECCIÓN DE INTELIGENCIA SANITARIA

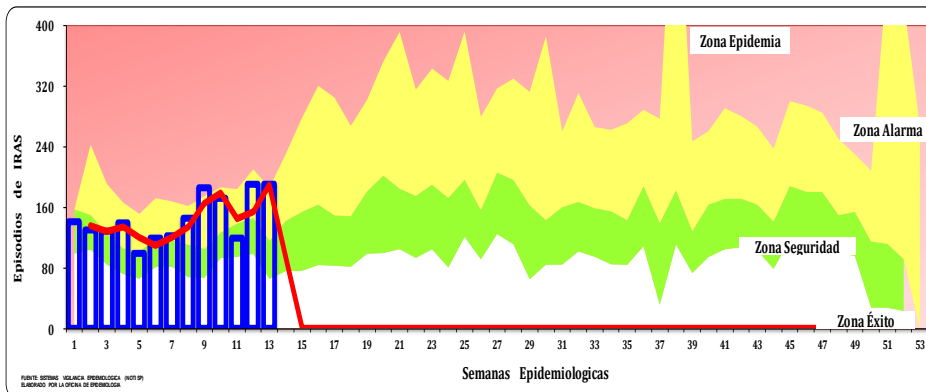
AREA DE EPIDEMIOLOGÍA E INVESTIGACIÓN - AÑO 2023

# Casos de Iras a la S.E 13

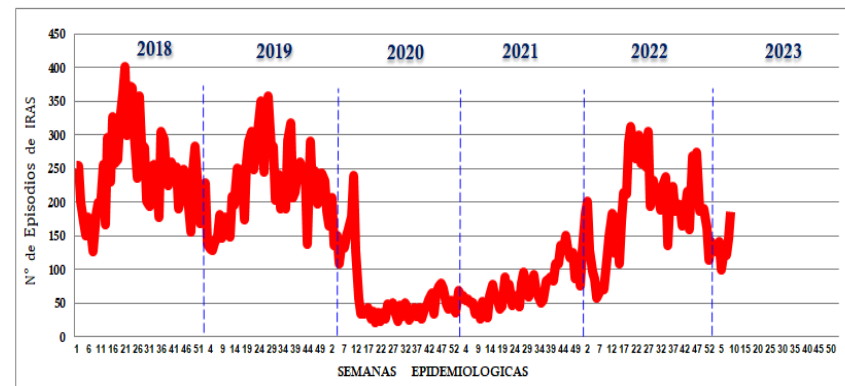
## Red de Salud Huarochirí - 2023



**CANAL ENDEMICO DE IRAS POR SEMANAS EPIDEMIOLOGICAS  
RED HUAROCHIRI A LA S.E 13 AÑO 2023**



**GRAFICO DE TENDENCIA 2018 - 2023**



HOSPITAL Y MICRO REDES	IRAS A LA S.E 13				ACUMULADO 1*13- 2023			
	TOTAL DE IRAS	DEFUNC. POR IRAS	TOTAL	% semanal DE IRAS	TOTAL DE IRAS	DEFUNC. POR IRAS	TOTAL	% ACUMULADO DE IRAS
HOSPITAL MATUCANA	5	0	5	3	77	0	77	4
MICRO RED HUAROCHIRI	12	0	12	6	56	0	56	3
MICRO RED LANGA	14	0	14	7	230	0	230	12
MICRO RED RICARDO PALMA	150	0	150	79	1375	0	1375	73
MICRO RED SAN MATEO	9	0	9	5	116	0	116	6
MICRO RED HUINCO	0	0	0	0	30	0	30	2
<b>RED HUAROCHIRI</b>	<b>190</b>	<b>0</b>	<b>190</b>	<b>100</b>	<b>1884</b>	<b>0</b>	<b>1884</b>	<b>100</b>

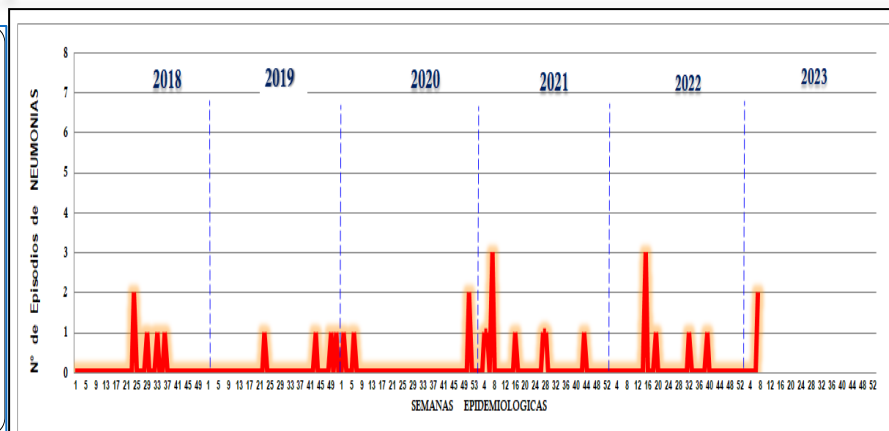
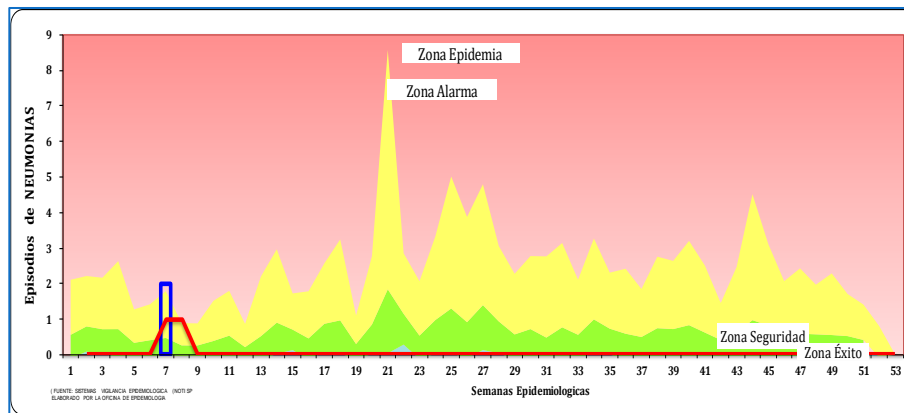
# Casos de Neumonías a la S.E 13

## Red de Salud Huarochirí - 2023



CANAL ENDEMICO DE NEUMONIAS POR SEMANAS EPIDEMIOLOGICAS  
RED HUAROCHIRI A LA S.E 13 AÑO 2023

GRAFICO DE TENDENCIA 2018 – 2023

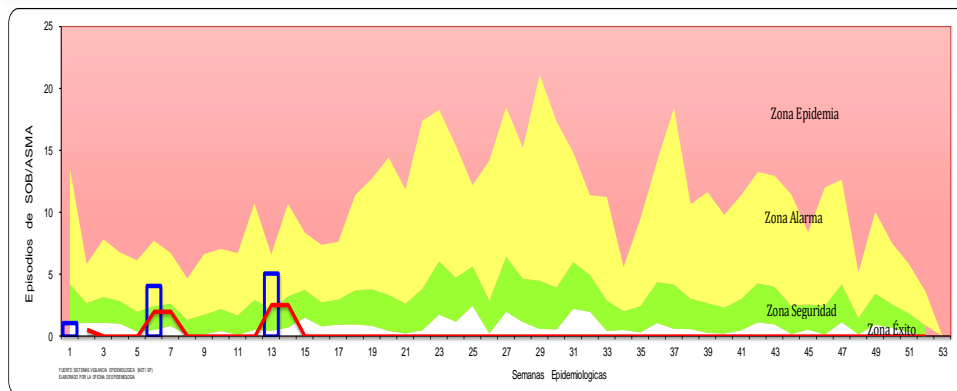


HOSPITAL Y MICRO REDES	NEUMONIAS A LA S.E 13					ACUMULADO 1*13- 2023				
	TOTAL DE NEUMONIAS	DEFUNC. POR NEUMONIAS	TOTAL	INCIDENCIA MENSUAL DE NEUM. <5 AÑOSX 1,000 Hab	% MENSUAL DE NEUMONIAS	TOTAL DE NEUM-	DEFUNC. POR NEUMONIAS	TOTAL	INCIDENCIA MENSUAL DE NEUM. <5 AÑOSX 1,000 Hab	% MENSUAL DE NEUMONIAS
HOSPITAL MATUCANA	0	0	0	0.0	0	0	0	0	0.0	0
MICRO RED HUAROCHIRI	0	0	0	0.0	0	0	0	0	0.0	0
MICRO RED LANGA	0	0	0	0.0	0	0	0	0	0.0	0
MICRO RED RICARDO PALMA	0	0	0	0.0	0	2	0	2	0.0	0
MICRO RED SAN MATEO	0	0	0	0.0	0	0	0	0	0.0	0
MICRO RED HUINCO	0	0	0	0.0	0	0	0	0	0.0	0
<b>TOTAL</b>	<b>0</b>	<b>0</b>	<b>0</b>	<b>0.0</b>	<b>0</b>	<b>2</b>	<b>0</b>	<b>2</b>	<b>0.0</b>	<b>0</b>

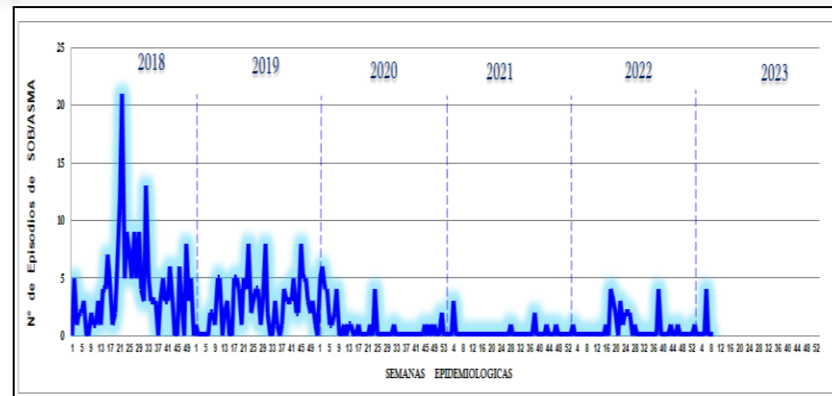
# Casos de Sob/Asma a la S.E 13 Red de Salud Huarochirí - 2023



**CANAL ENDEMICO DE SOB/ASMA POR SEMANAS EPIDEMIOLOGICAS  
RED HUAROCHIRI A LA S.E 13 AÑO 2023**



**GRAFICO DE TENDENCIA 2018 – 2023**



HOSPITAL Y MICRO REDES	SOB/ASMA S.E 13	ACUMULADO 1*13- 2023	INCIDENCIA MENSUAL DE SOB/ASMA. < 5 AÑOS X 1,000 Hab	% MENSUAL DE SOB/ASMA
HOSPITAL MATUCANA	5	7	0.2	96
MICRO RED HUAROCHIRI	0	0	0.0	0
MICRO RED LANGA	0	0	0.0	0
MICRO RED RICARDO PALMA	0	3	0.0	4
MICRO RED SAN MATEO	0	0	0.0	0
MICRO RED HUINCO	0	0	0.0	0
<b>RED HUAROCHIRI</b>	<b>5</b>	<b>10</b>	<b>0.2</b>	<b>100</b>

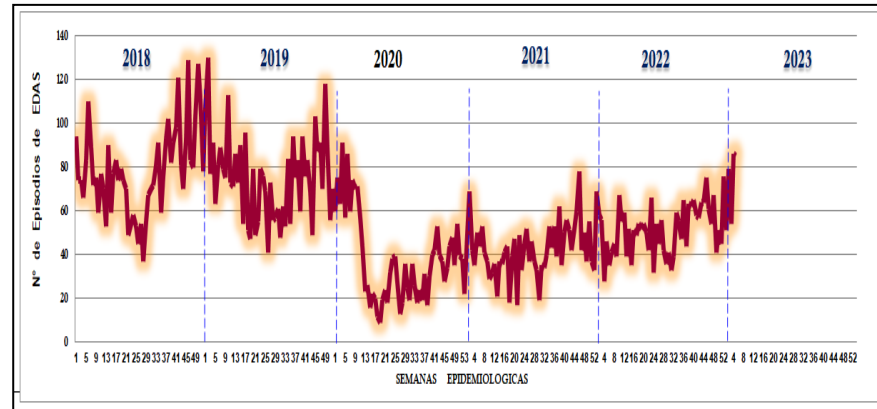
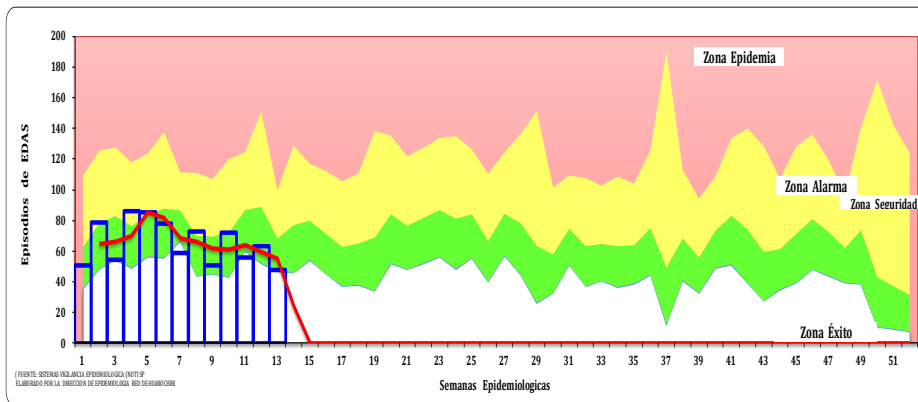
# Casos de Edas a la S.E 13

## Red de Salud Huarochirí - 2023



**CANAL ENDEMICO DE EDAS POR SEMANAS EPIDEMIOLOGICAS  
RED HUAROCHIRI A LA S.E 13 AÑO 2023**

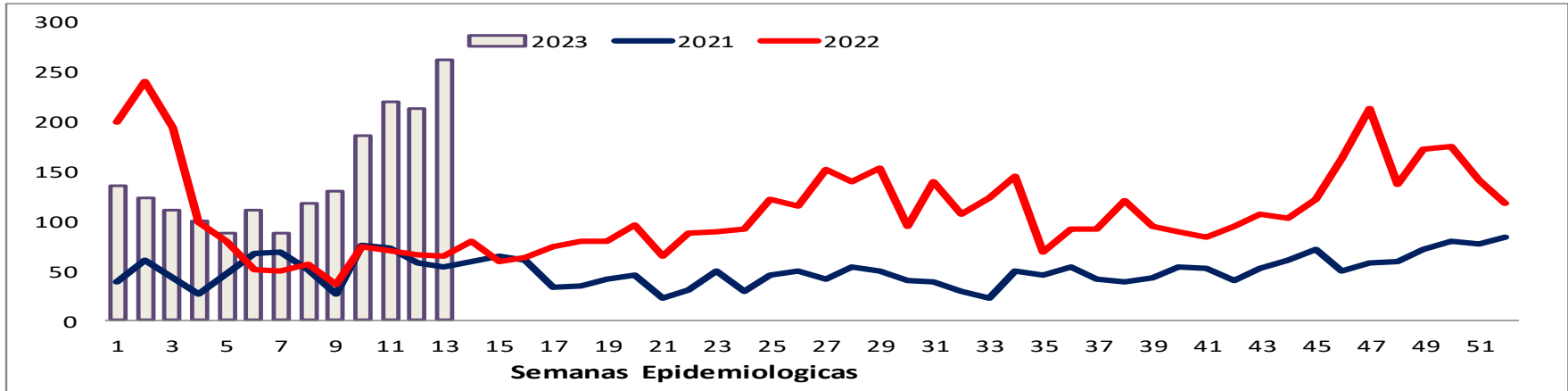
**GRAFICO DE TENDENCIA 2018 – 2023**



HOSPITAL Y MICRO REDES	EDAS A LA S.E 13						ACUMULADO 1*13- 2023					
	ACUOSA	DISENTER.	HOSP. EDAS	DEFUNC.	TOTAL	% semanal DE EDAS	ACUOSA	DISENTER.	HOSP. EDAS	DEFUNC.	TOTAL	% ACUMULADO DE EDAS
HOSPITAL MATUCANA	0	0	0	0	0	0	41	0	0	0	41	5
MICRO RED HUAROCHIRI	3	0	0	0	3	6	53	31	0	0	84	9
MICRO RED LANGA	6	0	0	0	6	13	149	4	0	0	153	17
MICRO RED RICARDO PALMA	36	0	0	0	36	75	544	2	0	0	546	61
MICRO RED SAN MATEO	1	0	0	0	1	2	38	0	0	0	38	4
MICRO RED HUINCO	2	0	0	0	2	4	30	0	0	0	30	3
<b>RED HUAROCHIRI</b>	<b>48</b>	<b>0</b>	<b>0</b>	<b>0</b>	<b>48</b>	<b>100</b>	<b>855</b>	<b>37</b>	<b>0</b>	<b>0</b>	<b>892</b>	<b>100</b>

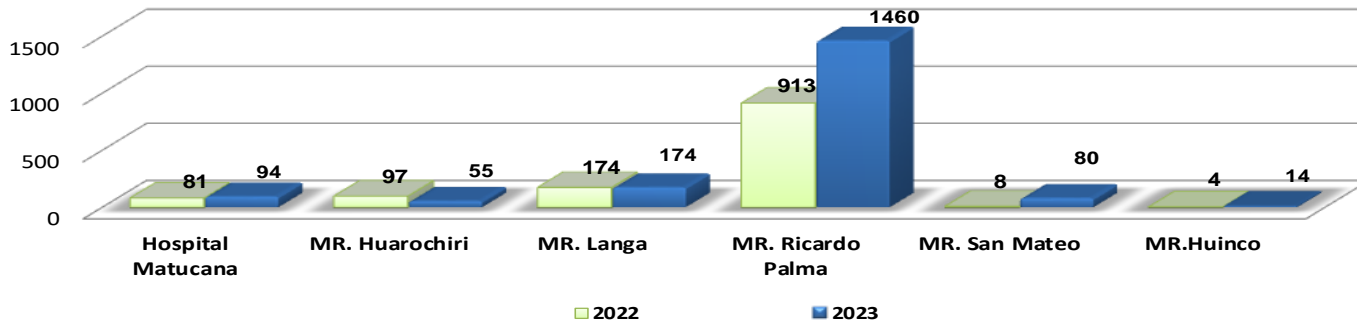
# Casos de Febriles a la S.E 10

## Red de Salud Huarochirí - 2023



Años	1	2	3	4	5	6	7	8	9	10	11	12	13	14	15	16	17	18	19	20	21	22	23	24	25	26	27	28	29	30	31	32	33	34	35	36	37	38	39	40	41	42	43	44	45	46	47	48	49	50	51	52	Total general
2021	39	60	43	27	47	67	69	51	26	75	73	57	53	59	64	60	33	34	41	45	23	30	50	29	46	50	42	53	49	40	38	29	22	49	45	54	41	38	43	54	52	40	52	61	71	49	58	59	71	80	76	84	2601
2022	199	239	194	99	79	51	50	56	36	74	70	66	64	79	59	63	74	79	80	95	64	88	89	92	121	115	151	139	153	94	139	107	123	145	68	92	92	120	94	89	84	94	106	103	121	162	213	137	172	174	140	117	5604
2023	135	123	110	100	88	110	87	117	129	185	219	213	261																																							1877	

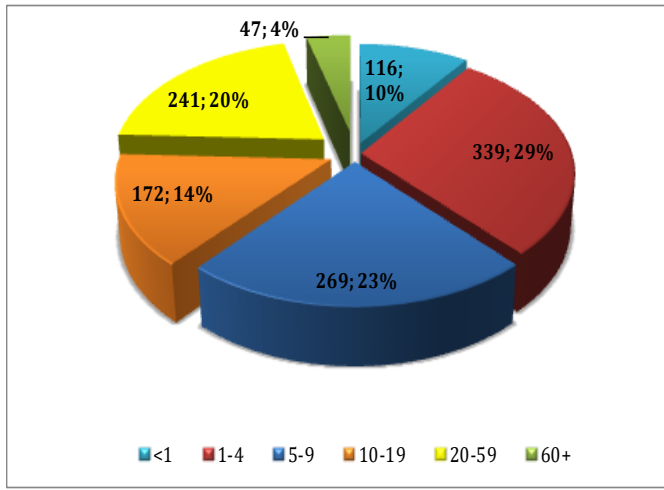
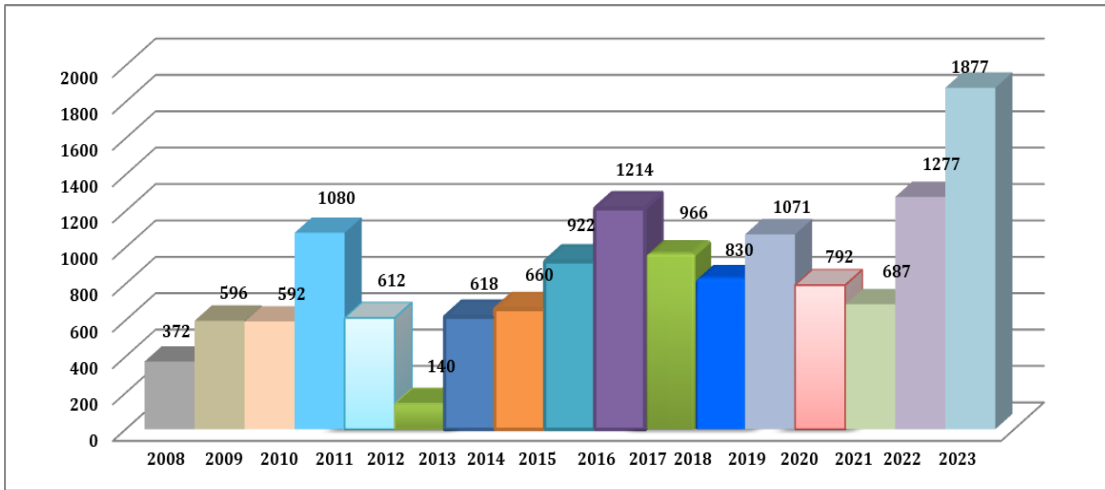
**CUADRO COMPARATIVO DE CASOS DE FEBRILES HOSPITAL Y MICRO REDES 2022-2023 A LAS S.E 13**



# Casos de Febriles por Años y Grupo Etareo a la S.E 13

## Red de Salud Huarochirí - 2023

HOSPITAL Y MICRO REDES	FEBRILES A LA S.E 13							ACUMULADO 1*13- 2023							%
	<1	1-4	5-9	10-19	20-59	60+	TOTAL	<1	1-4	5-9	10-19	20-59	60+	TOTAL	
HOSPITAL MATUCANA	1	3	0	2	3	2	11	10	21	20	12	24	7	94	5.0
MICRO RED HUAROCHIRI	0	0	2	2	4	1	9	2	12	8	4	23	6	55	2.9
MICRO RED LANGA	1	5	8	8	6	0	28	5	43	59	31	33	3	174	9.3
MICRO RED RICARDO PALMA	21	60	61	33	31	3	209	143	426	358	215	270	48	1460	77.8
MICRO RED SAN MATEO	0	0	0	0	3	1	4	5	9	16	19	26	5	80	4.3
MICRO RED HUINCO	0	0	0	0	1	0	1	0	2	5	2	3	2	14	0.7
<b>TOTAL</b>	<b>23</b>	<b>68</b>	<b>71</b>	<b>45</b>	<b>48</b>	<b>7</b>	<b>262</b>	<b>165</b>	<b>513</b>	<b>466</b>	<b>283</b>	<b>379</b>	<b>71</b>	<b>1877</b>	<b>100.0</b>

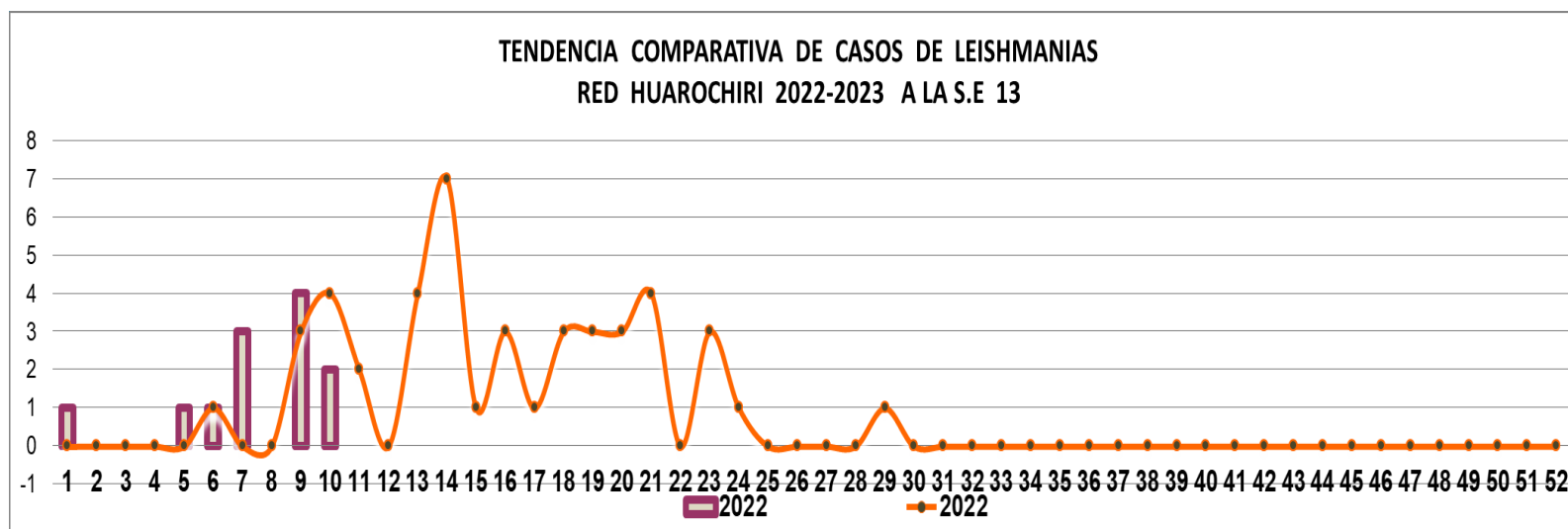


# Casos de Leishmaniasis a la S.E 13

## Red de Salud Huarochirí - 2023



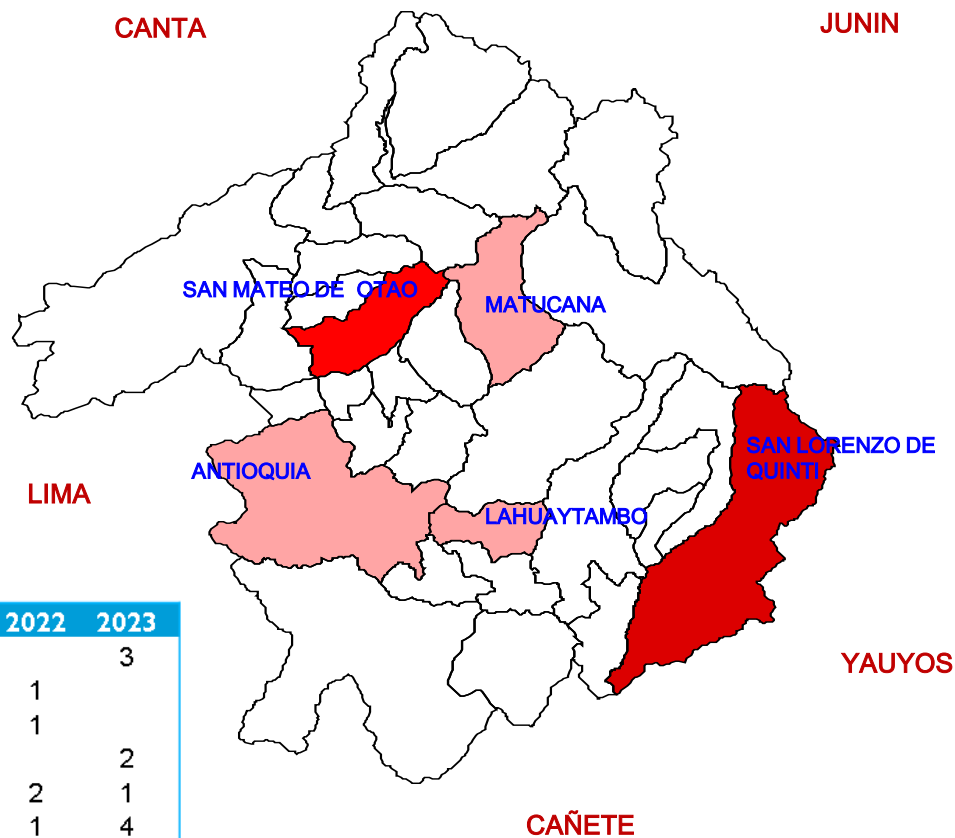
HOSPITAL Y MICRO REDES	2022			2023		
	S.E 13	ACUM. 1*13	%	S.E 13	ACUM. 1*13	%
HOSPITAL MATUCANA	0	8	14.3	0	1	7.7
MICRO RED HUAROCHIRI	2	13	23.2	0	4	30.8
MICRO RED LANGA	1	6	10.7	0	3	23.1
MICRO RED RICARDO PALMA	0	16	28.6	0	3	23.1
MICRO RED SAN MATEO	0	5	8.9	0	0	0.0
MICRO RED HUINCO	0	8	14.3	0	2	15.4
<b>RED HUAROCHIRI</b>	<b>3</b>	<b>56</b>	<b>100.0</b>	<b>0</b>	<b>13</b>	<b>100.0</b>





# MAPA DE RIESGO DE LA PROVINCIA DE HUAROCHIRI

## CASOS ACUMULADOS DE LEISHMANIASIS 2023 A LA S.E 13



DISTRITOS	2022	2023
ANTIOQUIA		3
CALLAHUANCA	1	
HUACHUPAMPA	1	
LAHUAYTAMBO		2
MATUCANA	2	1
SAN LORENZO DE QUINTI	1	4
SAN MATEO DE OTAO		3
SAN PEDRO DE CASTA	1	
SANTA CRUZ DE COCACHACRA	1	
SURCO	1	
<b>Total general</b>	<b>8</b>	<b>13</b>





## CASOS DE DENGUE EN LA PROVINCIA DE HUARACHIRI - A LA S.E 13

RED	EES	DISTRITO	PROVINCIA	C	D	P	Total General
HUARACHIRI	C.S. RICARDO PALMA	TOCACHE	SAN MARTIN	0	2	0	2
	P.S. BUENOS AIRES	CASCA	ANCASH	0	1	0	1
	P.S. HUAYARINGA	SANTA EULALIA	HUARACHIRI	0	1	0	1
	P.S. PEDRO ABRAHAM LOPEZ GUILLEN	SAN ANTONIO	HUARACHIRI	1	0	0	1
<b>Total General</b>				<b>1</b>	<b>4</b>	<b>0</b>	<b>5</b>

C: Confirmado

D: Descartado

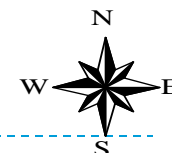
P: Probable

Año 2023:

4 importados - Descartados

1 autóctono - Descartado

1 autóctono - Confirmado

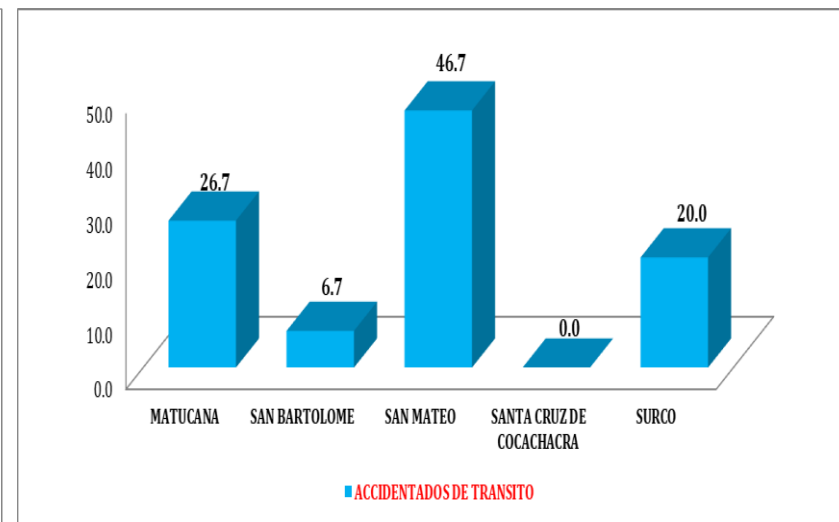
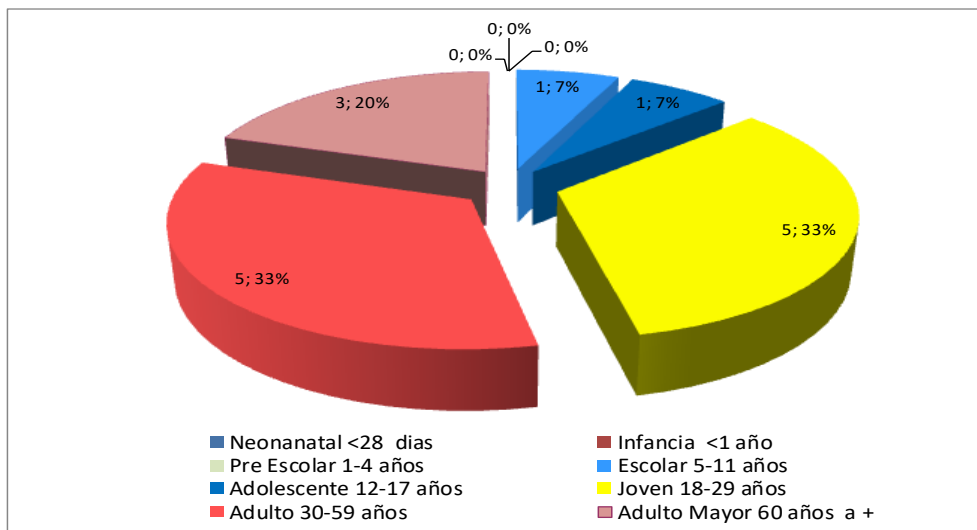
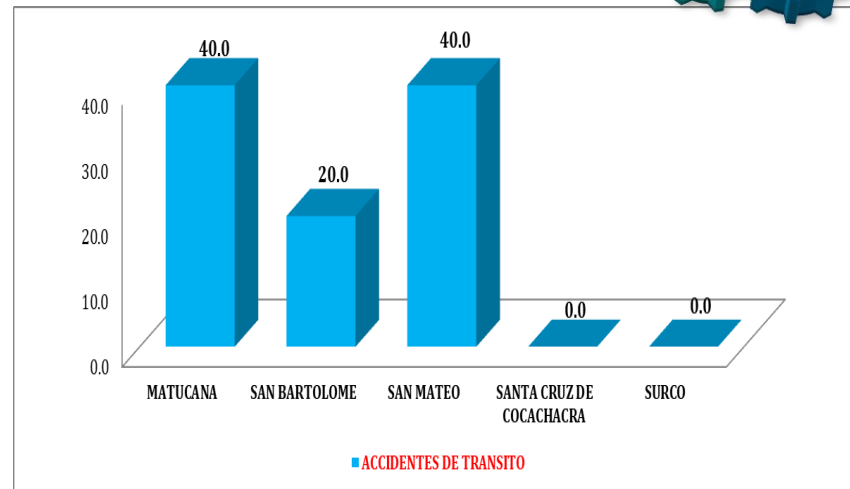


# Accidentes y Accidentados de Transito a la S.E13

## Red de Salud Huarochirí - 2023



DISTRITOS	ACCIDENTES DE TRANSITO			ACCIDENTADOS DE TRANSITO			DEFUNCIONES		
	S.E.13	ACUM. 1*13	%	S.E.13	ACUM. 1*13	%	S.E.13	ACUM. 1*13	%
MATUCANA	0	2	40.0	2	4	26.7	0	0	0.0
SAN BARTOLOME	0	1	20.0	0	1	6.7	0	0	0.0
SAN MATEO	0	2	40.0	1	7	46.7	0	0	0.0
SANTA CRUZ DE COCACHACRA	0	0	0.0	0	0	0.0	0	0	0.0
SURCO	0	0	0.0	0	3	20.0	0	0	0.0
<b>RED HUAROCHIRI</b>	<b>0</b>	<b>5</b>	<b>100.0</b>	<b>3</b>	<b>15</b>	<b>100.0</b>	<b>0</b>	<b>0</b>	<b>0.0</b>

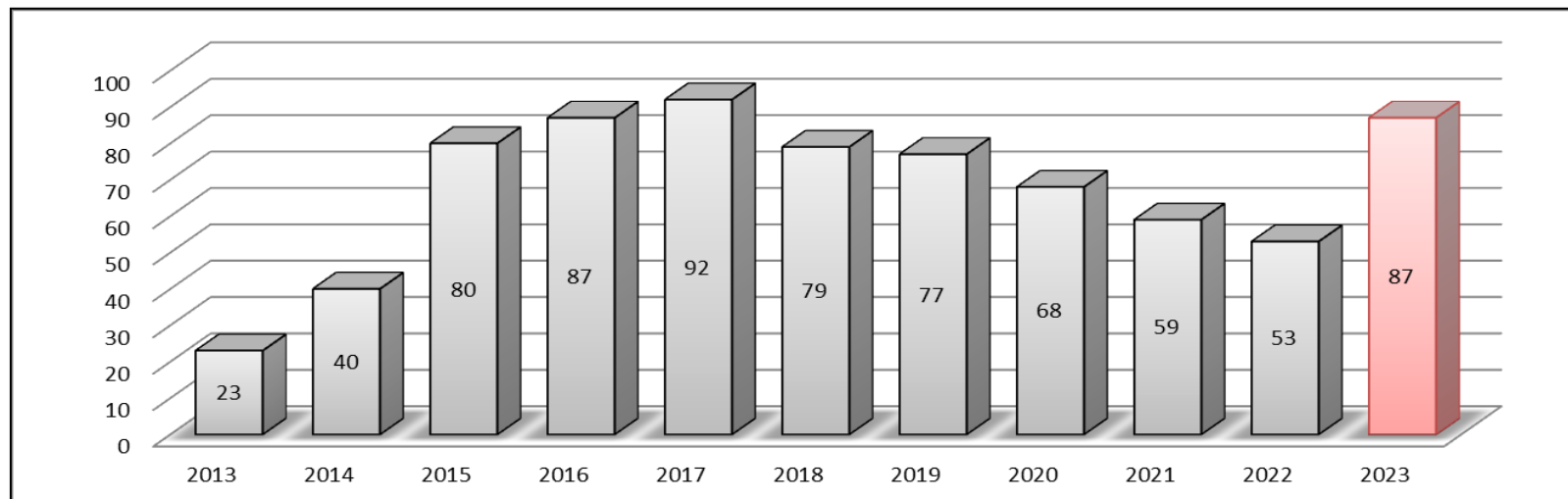


# Casos de Zoonosis a la SE 13

## Red de Salud Huarochirí - 2023



EXPOSICION A RABIA															
HOSPITAL Y MICRO REDES	MORDEDURA CANINA			ACCIDENTE ARACNIDO			MORDEDURA DE RATA			MORDEDURA DE GATO			MORDEDURA DE MONO		
	S.E 13	ACUM. 1*13	TOTAL %	S.E 13	ACUM. 1*13	TOTAL %	S.E 13	ACUM. 1*13	TOTAL %	S.E 13	ACUM. 1*13	TOTAL %	S.E 13	ACUM. 1*13	TOTAL %
	HOSPITAL MATUCANA	0	0	0.00	0	0	0.0	0	0	0.0	0	0	0.0	0	0
MICRO RED HUAROCHIRI	1	2	2.30	0	0	0.0	0	0	0.0	0	0	0.0	0	0	0.0
MICRO RED LANGA	0	1	1.1	0	0	0.0	0	0	0.0	0	0	0.0	0	0	0.0
MICRO RED RICARDO PALMA	6	81	93.1	0	0	0.0	0	0	0.0	2	2	0.0	0	0	0.0
MICRO RED SAN MATEO	0	3	3.4	0	0	0.0	0	0	0.0	0	0	0.0	0	0	0.0
MICRO RED HUINCO	0	0	0.0	0	0	0.0	0	0	0.0	0	0	0.0	0	0	0.0
<b>RED HUAROCHIRI</b>	<b>7</b>	<b>87</b>	<b>100.0</b>	<b>0</b>	<b>0</b>	<b>0.0</b>	<b>0</b>	<b>0</b>	<b>0.0</b>	<b>2</b>	<b>2</b>	<b>0.0</b>	<b>0</b>	<b>0</b>	<b>0.0</b>

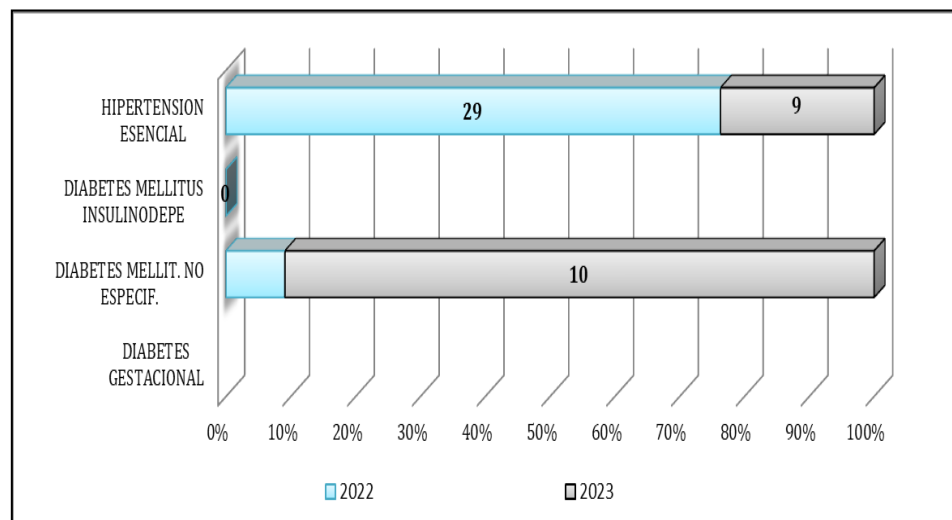
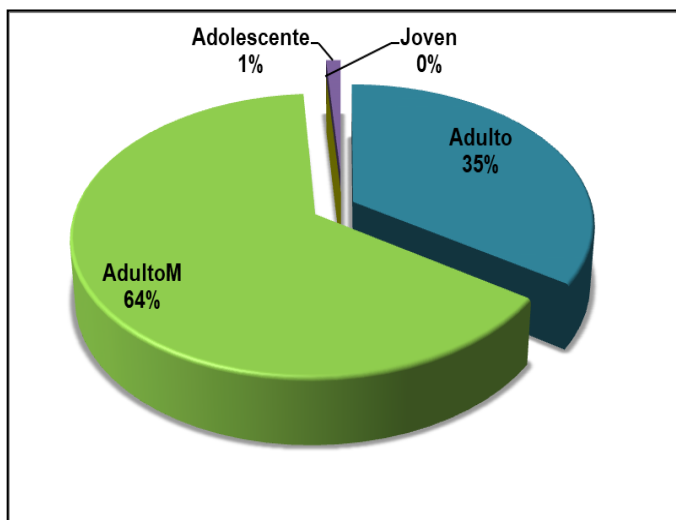


# Enfermedades no Transmisibles a la SE 13

## Red de Salud Huarochirí - 2023



HOSPITAL Y MICRO REDES	HIPERTENCION ARTERIAL			DIABETTES MELLITUS no ESP.			DIABETTES MELLITUS no INSULL.			DIABETTES GEST.		
	S.E 13	ACUM. 1*13	%	S.E 13	ACUM. 1*13	%	S.E 13	ACUM. 1*13	%	S.E 13	ACUM. 1*13	%
HOSPITAL MATUCANA	0	3	33.3	0	0	0.0	0	0	0.0	0	0	0.0
MICRO RED HUAROCHIRI	0	0	0.0	0	0	0.0	0	0	0.0	0	0	0.0
MICRO RED LANGA	0	0	44.4	0	0	0.0	0	0	0.0	0	0	0.0
MICRO RED RICARDO PALMA	0	4	22.2	1	9	90.0	0	0	0.0	0	0	0.0
MICRO RED SAN MATEO	0	2	0.0	0	1	10.0	0	0	0.0	0	0	0.0
MICRO RED HUINCO	0	0	0.0	0	0	0.0	0	0	0.0	0	0	0.0
<b>RED HUAROCHIRI</b>	<b>0</b>	<b>9</b>	<b>100.0</b>	<b>1</b>	<b>10</b>	<b>100.0</b>	<b>0</b>	<b>0</b>	<b>0.0</b>	<b>0</b>	<b>0</b>	<b>0.0</b>



# Enfermedades Transmisibles a la S.E 13

## Red de Salud Huarochirí - 2023

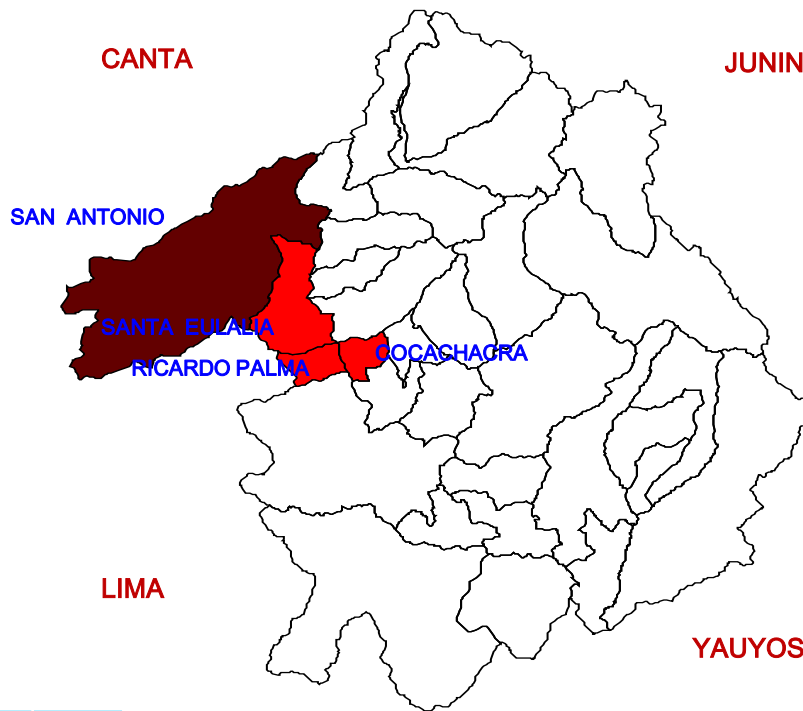


HOSPITAL Y MICRO REDES	CONJUNTIVITIS		TOTAL %	FIEBRE TIFOIDEA		TOTAL %	HEPATITIS VIRAL		TOTAL %	HEPATITIS B		TOTAL %	VARICELA		TOTAL %
	S.E 13	ACUM. 1*13		S.E 13	ACUM. 1*13		S.E 13	ACUM. 1*13		S.E 13	ACUM. 1*13		S.E 13	ACUM. 1*13	
HOSPITAL MATUCANA	0	0	0.00	0	0	0.00	0	0	0.00	0	0	0.00	0	0	0.00
MICRO RED HUAROCHIRI	0	0	0.00	0	0	0.00	0	0	0.00	0	0	0.00	0	0	0.00
MICRO RED LANGA	0	7	58.33	0	0	0.00	0	0	0.00	0	0	0.00	0	0	0.00
MICRO RED RICARDO PALMA	1	5	41.67	0	0	0.00	0	0	0.00	0	0	0.00	0	0	0.00
MICRO RED SAN MATEO	0	0	0.00	0	0	0.00	0	0	0.00	0	0	0.00	0	0	0.00
MICRO RED HUINCO	0	0	0.00	0	0	0.00	0	0	0.00	0	0	0.00	0	0	0.00
<b>RED HUAROCHIRI</b>	<b>1</b>	<b>12</b>	<b>100.00</b>	<b>0</b>	<b>0</b>	<b>0.00</b>	<b>0</b>	<b>0</b>	<b>0.00</b>	<b>0</b>	<b>0</b>	<b>0.00</b>	<b>0</b>	<b>0</b>	<b>0.00</b>

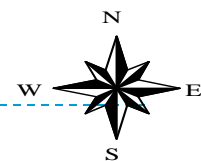
TUBERCULOSIS		TOTAL %	SIFILIS		TOTAL %	SIFILIS MATERNA		TOTAL %	INFECCION POR VIH		TOTAL %	SIDA		TOTAL %
S.E 13	ACUM. 1*13		S.E 13	ACUM. 1*13		S.E 13	ACUM. 1*13		S.E 13	ACUM. 1*13		S.E 13	ACUM. 1*13	
0	0	0.00	0	0	0.00	0	0	0.00	0	2	0.00	0	0	0.00
0	0	0.00	0	0	0.00	0	0	0.00	0	0	0.00	0	0	0.00
0	0	0.00	0	0	0.00	0	0	0.00	0	0	0.00	0	0	0.00
0	13	0.00	0	3	0.00	0	0	0.00	0	1	0.00	0	0	0.00
0	0	0.00	0	1	0.00	0	0	0.00	0	0	0.00	0	0	0.00
0	0	0.00	0	0	0.00	0	0	0.00	0	0	0.00	0	0	0.00
<b>0</b>	<b>13</b>	<b>0.00</b>	<b>0</b>	<b>4</b>	<b>0.00</b>	<b>0</b>	<b>0</b>	<b>0.00</b>	<b>0</b>	<b>3</b>	<b>0.00</b>	<b>0</b>	<b>0</b>	<b>0.00</b>

# MAPA DE RIESGO DE LA PROVINCIA DE HUAROCHIRI

## CASOS ACUMULADOS DE TUBERCULOSIS 2023 A LA S.E 13

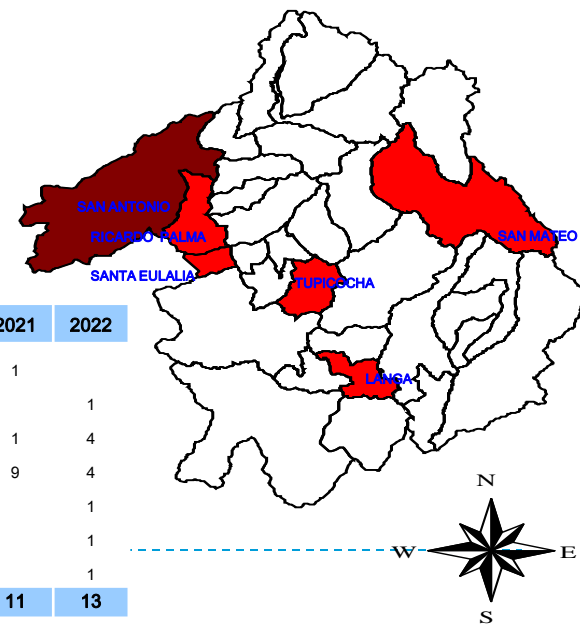
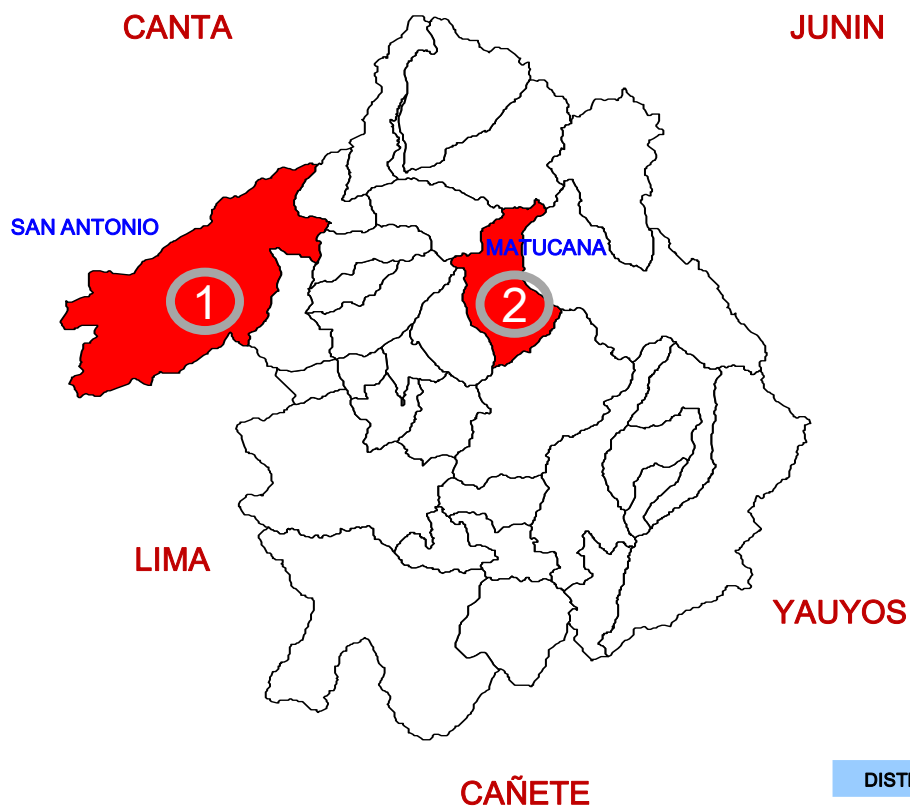


DISTRITOS	2022	2023
MATUCANA	1	
RICARDO PALMA	2	2
SAN ANTONIO	15	9
SANTA CRUZ DE COCACHACRA		1
SANTA EULALIA	1	1
<b>Total general</b>	<b>19</b>	<b>13</b>



# MAPA DE RIESGO DE LA PROVINCIA DE HUAROCHIRI

## CASOS ACUMULADOS DE VIH/SIDA 2023 A LA S.E 13



DISTRITOS	2021	2022
MATUCANA	1	
LANGA		1
RICARDO PALMA	1	4
SAN ANTONIO	9	4
TUPICOCHA		1
COCACHACRA		1
SANTA EULALIA		1
<b>Total general</b>	<b>11</b>	<b>13</b>